



CREATING A ONE PAGE PROFILE



TAILOR THE CONTENT TO THEIR INDIVIDUAL NEEDS



Getting to know the pupil as an individual is key to effective support. All staff should understand the pupil's unique traits, strengths, differences and needs in order to enable participation and learning.

It is important to make reasonable adjustments based on who they are.

***"CONNECT
BEFORE
CONTENT"***

WHAT TO INCLUDE

```
graph TD; A[WHAT TO INCLUDE] --> B[What is important to me]; B --> C[What people like/admire about me]; C --> D[I communicate by...]; D --> E[My strengths and talents]; E --> F[My fears/worries & things I don't like]; F --> G[What you can do to help me]; G --> H[My name, age, a photo and names of class staff]; H --> A;
```

*What is important to
me*

*What people
like/admire about me*

I communicate by...

*My strengths and
talents*

*My fears/worries &
things I don't like*

*What you can do to
help me*

*My name, age, a
photo and names of
class staff*

KEY PEOPLE



Family

Often the experts
where the young
person is concerned



Others

Anyone who
knows/spends time
with the pupil is a key
person!



Pupil

The best and most
direct source of
information



School Staff

Work closest with the
pupil in the school
environment

REMEMBER TO

Be Positive

Focus on positives, embrace difference and celebrate what makes the pupil who they are. Working with strengths enables progress.

Gain Pupil Perspective

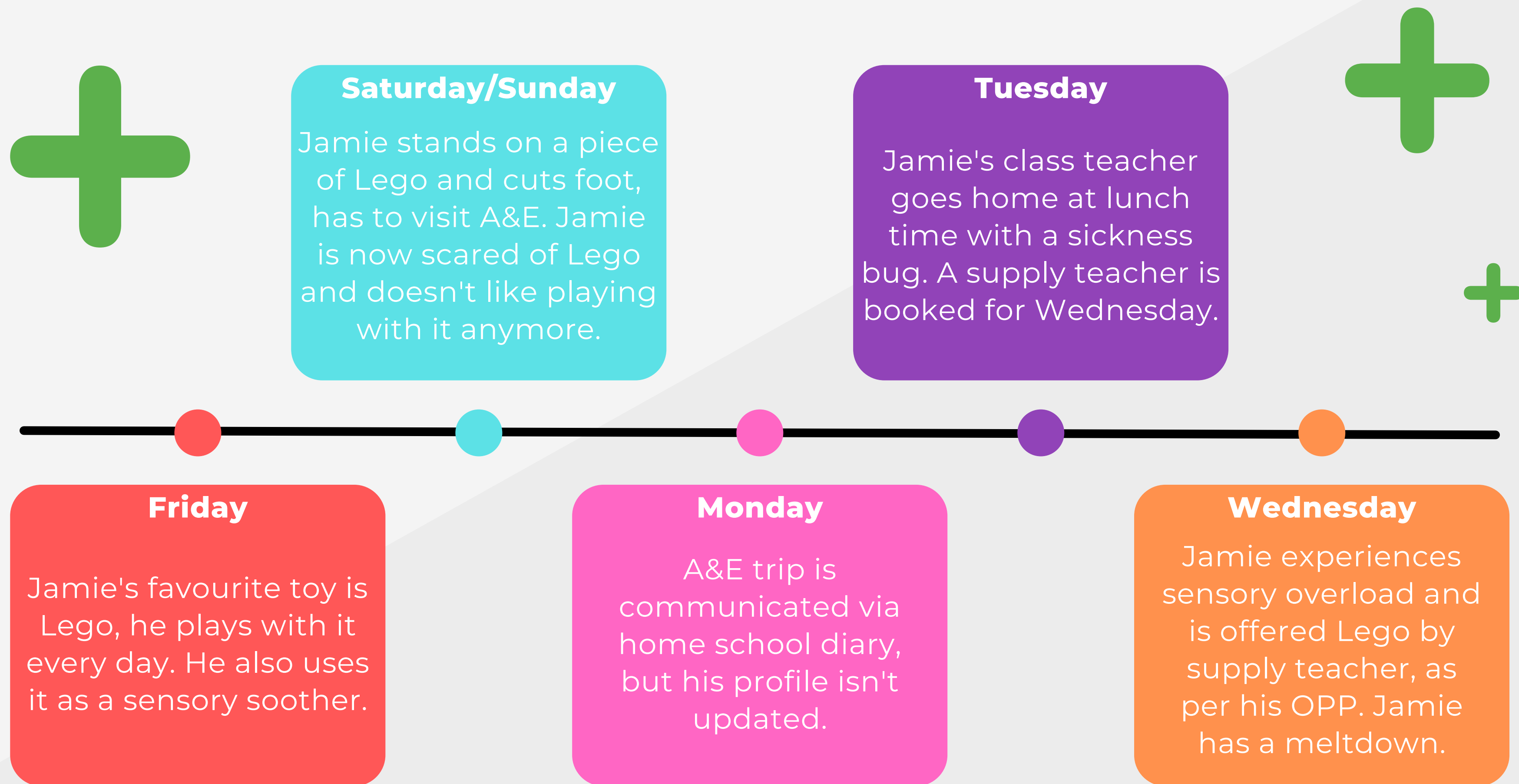
Where possible, simply ask questions to gain information. If verbal communication is difficult, you can play games to gain information. Use their interests and get creative!

Observe/Discuss

Where pupil perspective isn't possible. Observe the pupil in a range of different environments and talk to the people who know them best.

A WORKING DOCUMENT

IT'S IMPORTANT, HERE'S WHY...



©*OWNERSHIP*

Creating the profile with the pupil and involving them in the process allows them to take ownership of it, be proud of it and most of all, empowers them to share it with others.

MOTIVATORS

Motivators can be an incredibly powerful tool within schools. You can use your One Page Profile to help implement them.

It doesn't always have to be something physical, it can also be...

- Social time
- Sticker charts
- Time spent helping others
- Responsibility
- Talking about interests
- Being creative
- Spending time outside






TRANSITION SUPPORT

As your pupil 'waves' goodbye to you as their class teacher/key adult, ensure that their One Page Profile is up to date and is passed over to their new class team in plenty of time. This enables preparation, personalisation and planning, hopefully resulting in a smooth transition.






AN EXAMPLE

Just one of the ways a
One Page Profile can look.



ONE PAGE PROFILE

PUPIL NAME



AGE:
CLASS TEACHER:

WHAT IS IMPORTANT TO ME:

MY FAVOURITE THINGS:

WHAT YOU CAN DO TO HELP ME:


MY TALENTS & STRENGTHS:

MY FEARS, WORRIES & THINGS I DON'T LIKE:

I COMMUNICATE BY:

MY DREAM IS TO:





ONE PAGE IS ALL IT TAKES

*Please visit our website or
email for further support.*



will.munton@twtt.org.uk



www.wtt.org.uk

